

Condizioni operative

Pressione: min 1.0 bar - max 12 bar

Temperatura: min +4°C - max 70°C

Portata: min 30 l/min - max 90 l/min

Operating conditions

Pressure: min 1.0 bar - max 12.0 bar

Temperature: +4° C - 70° C

Flow rate: from 30 l/min to 90 l/min

Caratteristiche tecniche

Fibra vetro PA 6 30%

Membrana in parti co-stampata per una miglior tenuta in chiusura

Astina in acciaio autopulente

Molla della membrana in acciaio con azione progressiva

PN12 testato pezzo per pezzo a 14 bar

Apertura manuale ON/OFF

Technical features

PA 6 30% fiberglass

Single-piece diaphragm for reliable leak-free valve closing

Self cleaning stainless-steel metering pin

Stainless-steel diaphragm differential spring for smooth closing

PN12 tested piece by piece at 14 bar

Bleed handle for manual opening with internal bleed

Codice/Code Modelli 24Vac/24Vac Models

100.1560711 E.V.RN 155 PLUS FC 24VAC - 3/4" M

100.1580911 E.V.RN 155 PLUS FC 24VAC - 1" F

100.1560911 E.V.RN 155 PLUS FC 24VAC - 1" M

100.1560916 E.V.RN 155 PLUS FC 24VAC - 1" M x UN.

100.1588911 E.V.RN 155 PLUS 24VAC - 1" F WITH PRESSURE REGULATOR

Codice/Code Modelli 9Vdc/9Vdc Models

164.1560711 E.V.RN 155 PLUS FC 9VDC (AMP) - 3/4" M

164.1580911 E.V.RN 155 PLUS FC 9VDC (AMP) - 1" F

164.1560911 E.V.RN 155 PLUS FC 9VDC (AMP) - 1" M

164.1560916 E.V.RN 155 PLUS FC 9VDC (AMP) - 1" M x UN.

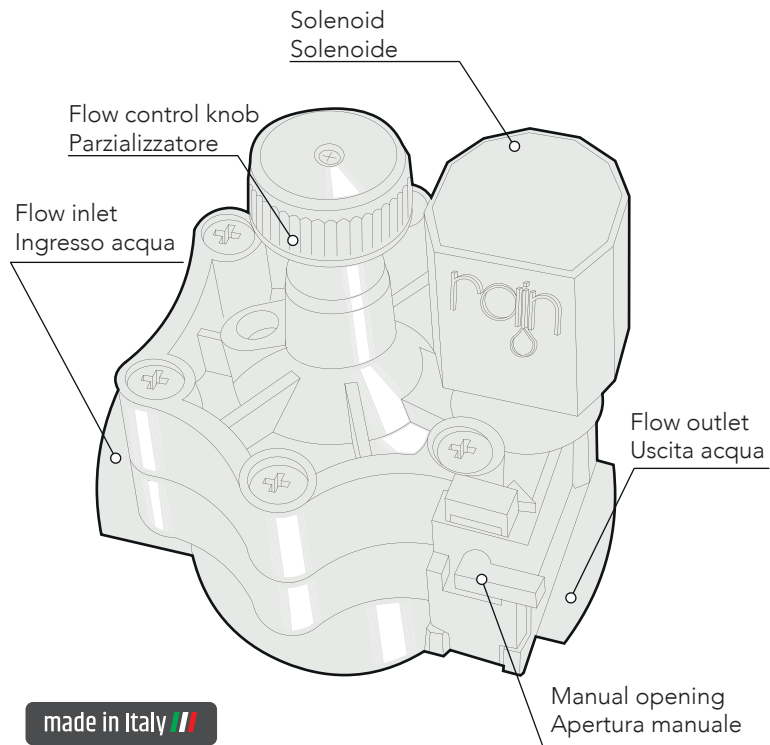


Via Kennedy 38/40
20023 - Cerro Maggiore
Milano - Italy
www.rain.it



RN 155

SOLENOID VALVE ELETTROVALVOLA

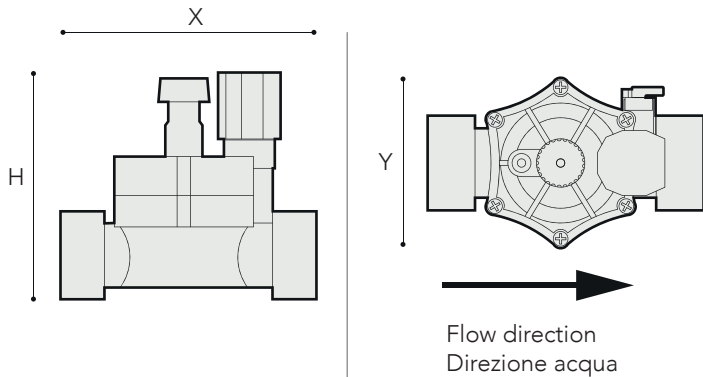


made in Italy

Perdite di carico /Loss of charge (in bar)

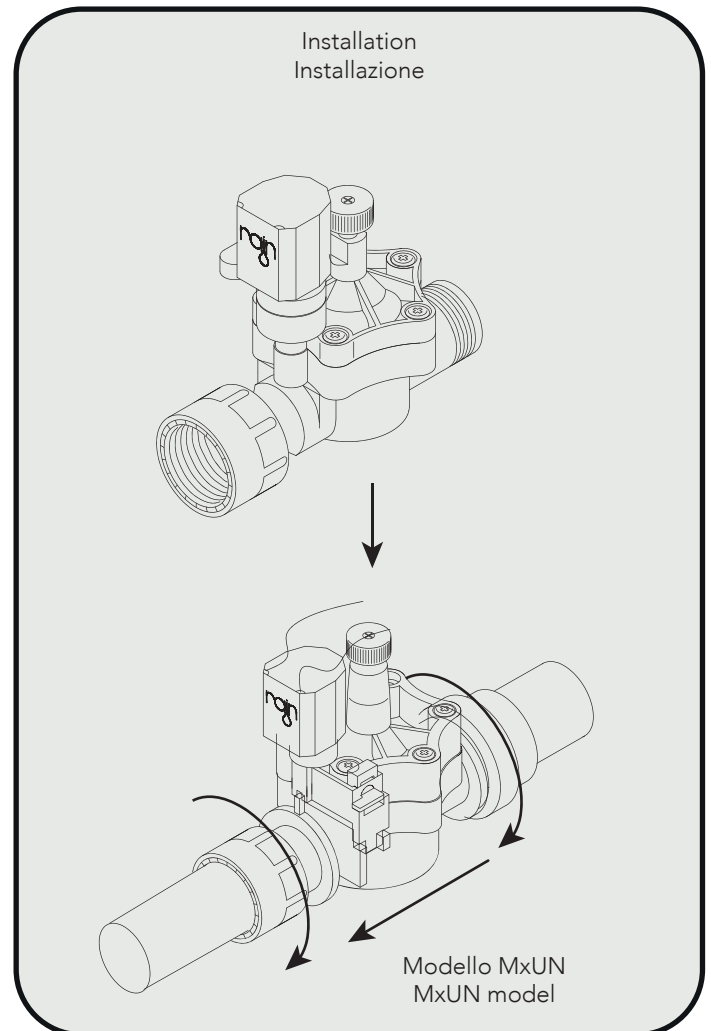
Diametro elettrovalvola/Thread model

Portata/Flow	Diametro elettrovalvola/Thread model		
	3/4"	1"	1" MxU
30 l/min	0.30	0.25	0.35
45 l/min	0.30	0.25	0.35
60 l/min	0.30	0.25	0.35
75 l/min	0.30	0.25	0.35
90 l/min	0.37	0.28	0.42
105 l/min	0.42	0.32	0.47
120 l/min	0.52	0.35	0.57

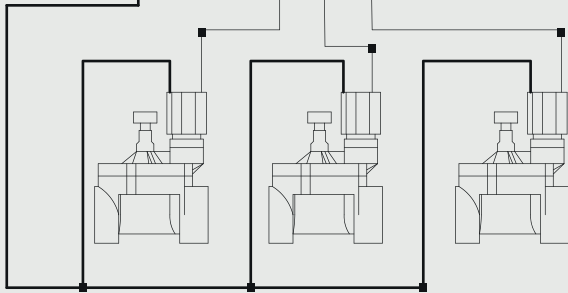
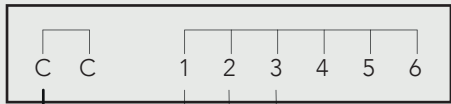
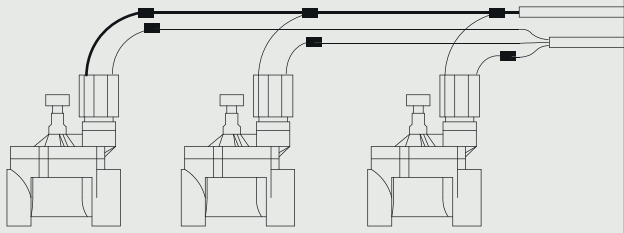


Dimensioni / Dimensions in cm

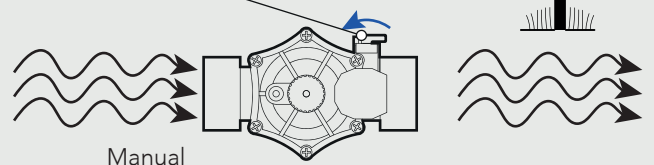
	3/4" M	1" M	1" F	1" MxU
H	11.5	11.5	11.5	11.5
X	13.1	13.1	13.1	13.9
Y	8.1	8.1	8.1	8.1



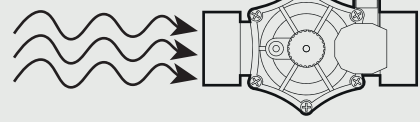
Connection to the 24Vac controller
 Connessioni con il programmatore 24Vac



Manual Open Manual opening
 Apertura manuale

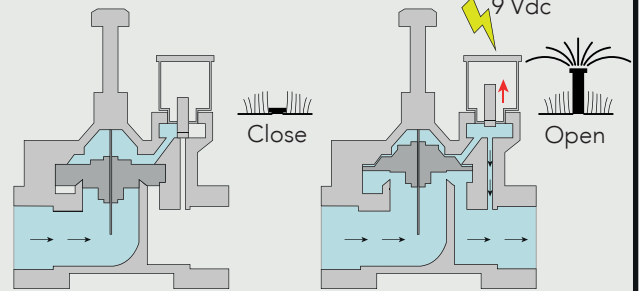


Manual Open



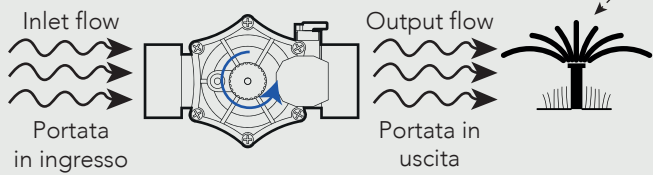
Manual Close

Opening with controller
 Apertura con centralina

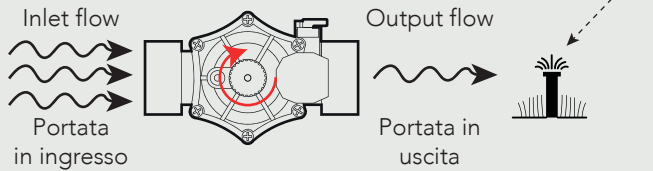


Flow control regulation
 Regolazione parzializzatore

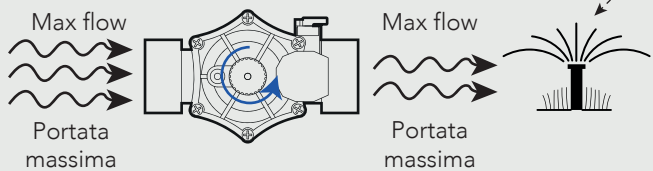
1 Apertura totale/Total opening



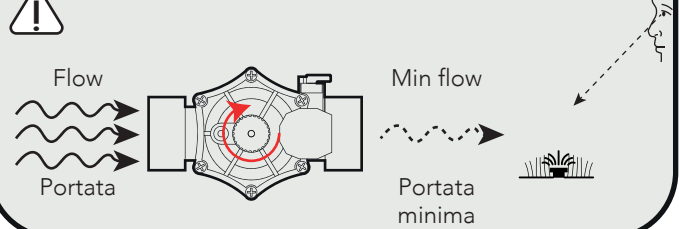
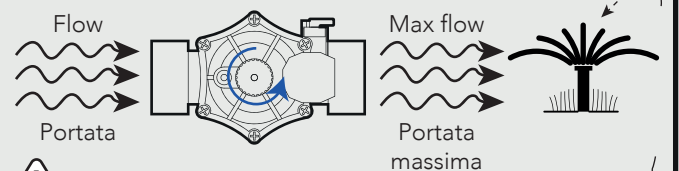
2 Regolazione parzializzatore/Flow control regulation



3 Regolazione parzializzatore/Flow control regulation



Flow control regulation
 Regolazione parzializzatore



In case of leaking
 In caso di trafileamento

